



Helix 100 NPT Inlet Valve Assembly



Product Features

The PanBlast™ Helix 100 NPT Inlet Valve Assembly is an air actuated, control valve, used to control the blast pot supply air and designed to be used in conjunction with the Helix 50 NPT Outlet or Exhaust Control Valve or similar. The NPT configuration is compatible with most U.S. pressure blasting equipment.

- ▶ Fast, efficient operation.
- ▶ Anodized internal parts.
- ▶ Powder coated external parts.
- ▶ Parts interchangeable with OEM RMS/RCV style valves.
- ▶ 32 mm (1-1/4") NPT threads.

Common Applications

- ▶ Blast pot control for blast room, yard or on site operations.
- ▶ OEM valve replacement.

Complementary Products



Helix 50 NPT Outlet Valve



QuikStop IIS Pneumatic Handle



AirFlo Pneumatic Handle



Twinline Hose



Diaphragm Dump Valve



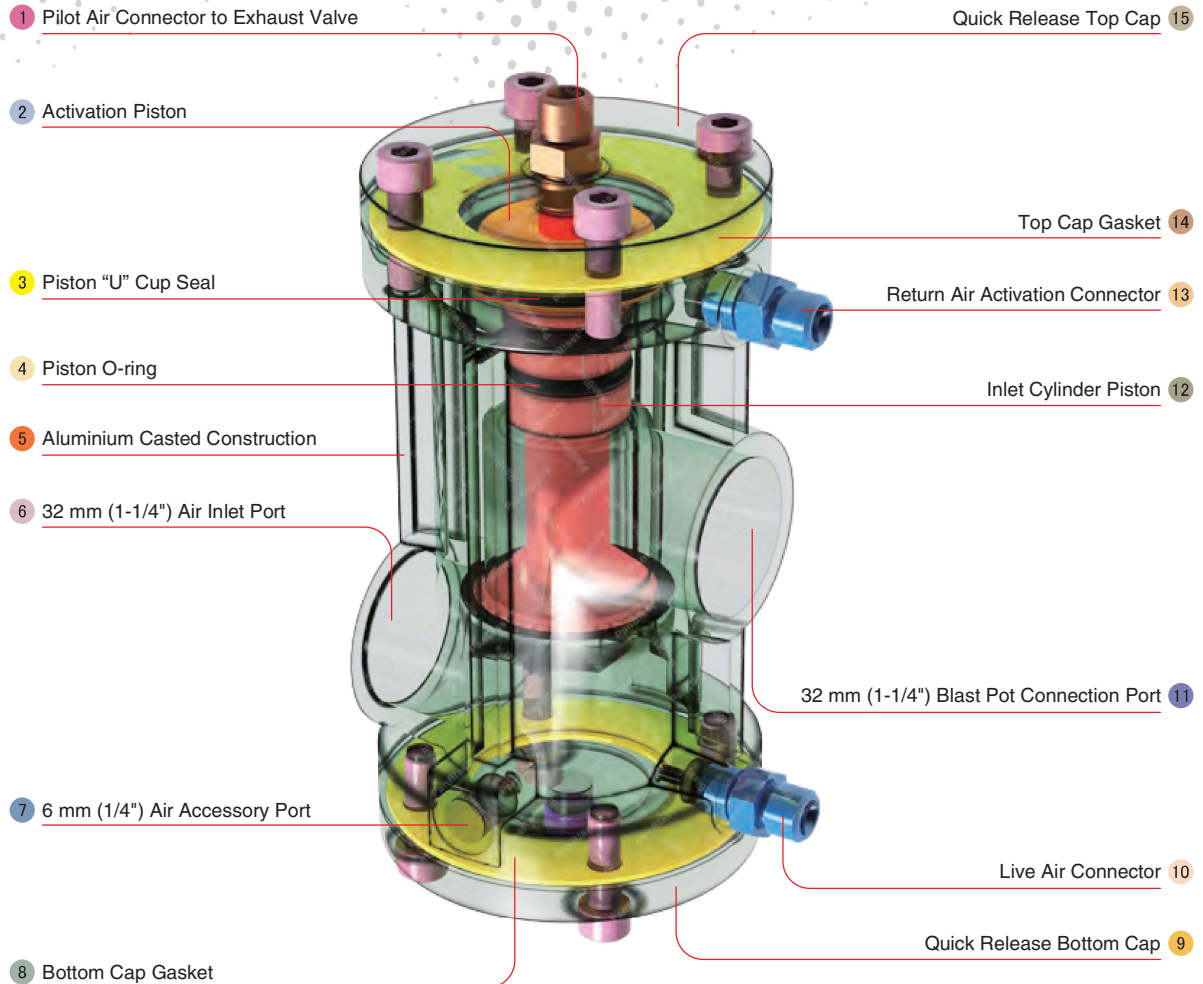
Pop Up Valves



AirFlo Electric Handle



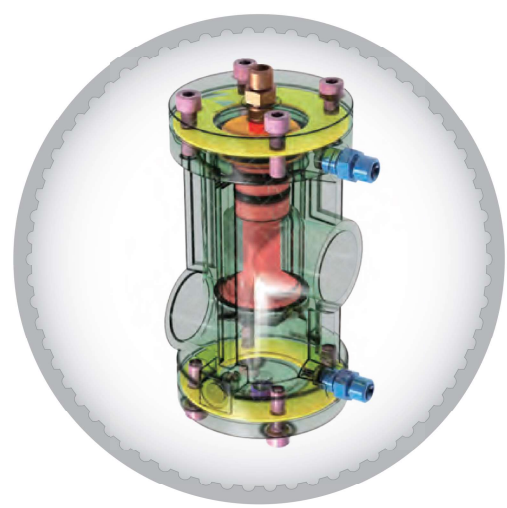

Exhaust Muffler



Component Highlights



- | | | |
|--|----------------------------------|---|
| 1 Pilot Air Connector to Exhaust Valve | 6 32 mm (1-1/4") Air Inlet Port | 11 32 mm (1-1/4") Blast Pot Connection Port |
| 2 Activation Piston | 7 6 mm (1/4") Air Accessory Port | 12 Inlet Cylinder Piston |
| 3 Piston "U" Cup Seal | 8 Bottom Cap Gasket | 13 Return Air Activation Connector |
| 4 Piston O-ring | 9 Quick Release Bottom Cap | 14 Top Cap Gasket |
| 5 Aluminium Casted Construction | 10 Live Air Connector | 15 Quick Release Top Cap |



Assembly

Stock Code	Description	Weight
BAC-RC-PB-0309	Helix 100 NPT Inlet Valve Assembly	2 kg (4.41 lbs)

Service Kits

Stock Code	Description	Include Items
YAC-RC-PB-0336	End Cap Kit NPT	1 3 4
BAC-RC-0477-00	Helix 100 Valve Seal Kit	4 x2 6 9 x2



LIKE US ON FACEBOOK
www.facebook.com/panblast



FOLLOW US ON TWITTER
Ask ACEI@PanBlast



FIND US ON 500PX
500px.com/panblast



All data and information subject to change without prior notice. Brochure reference CAT-0201-10-00



Parts List



Description	Qty	Description	Qty	Description	Qty
1 Nipple - NPT	3	5 Screw	1	9 O-ring	2
2 Screw	8	6 Piston U-Seal	1	10 Inlet Piston	1
3 Cylinder Housing Cap	2	7 Piston	1	11 Plug - NPT	1
4 Cap Gasket	2	8 Housing - NPT	1		