



Helix 150 NPT Valve Assembly



Product Features

The PanBlast™ Helix 150 NPT Remote Control Valve combines the Helix 100 NPT Inlet Control Valve and the Helix 50 NPT Exhaust Control Valve, for a compact, air actuated valve that controls the blast pot supply air and exhaust, in tandem with a remote control handle. The NPT configuration is compatible with most U.S. blasting equipment.

- ▶ Anodized internal parts.
- ▶ Powder coated external parts.
- ▶ Parts interchangeable with OEM RMS/RCV style valves.

Common Applications

- ▶ On site industrial and commercial blasting.
- ▶ Blast and painting contractor yard work.
- ▶ Blast room applications.
- ▶ In situ blasting in shipyards and slipways.

Complementary Products



AirFlo Pneumatic Handle



Twinline Hose



QuikStop IIS Pneumatic Handle



Moisture Separator



AirFlo Electric Handle



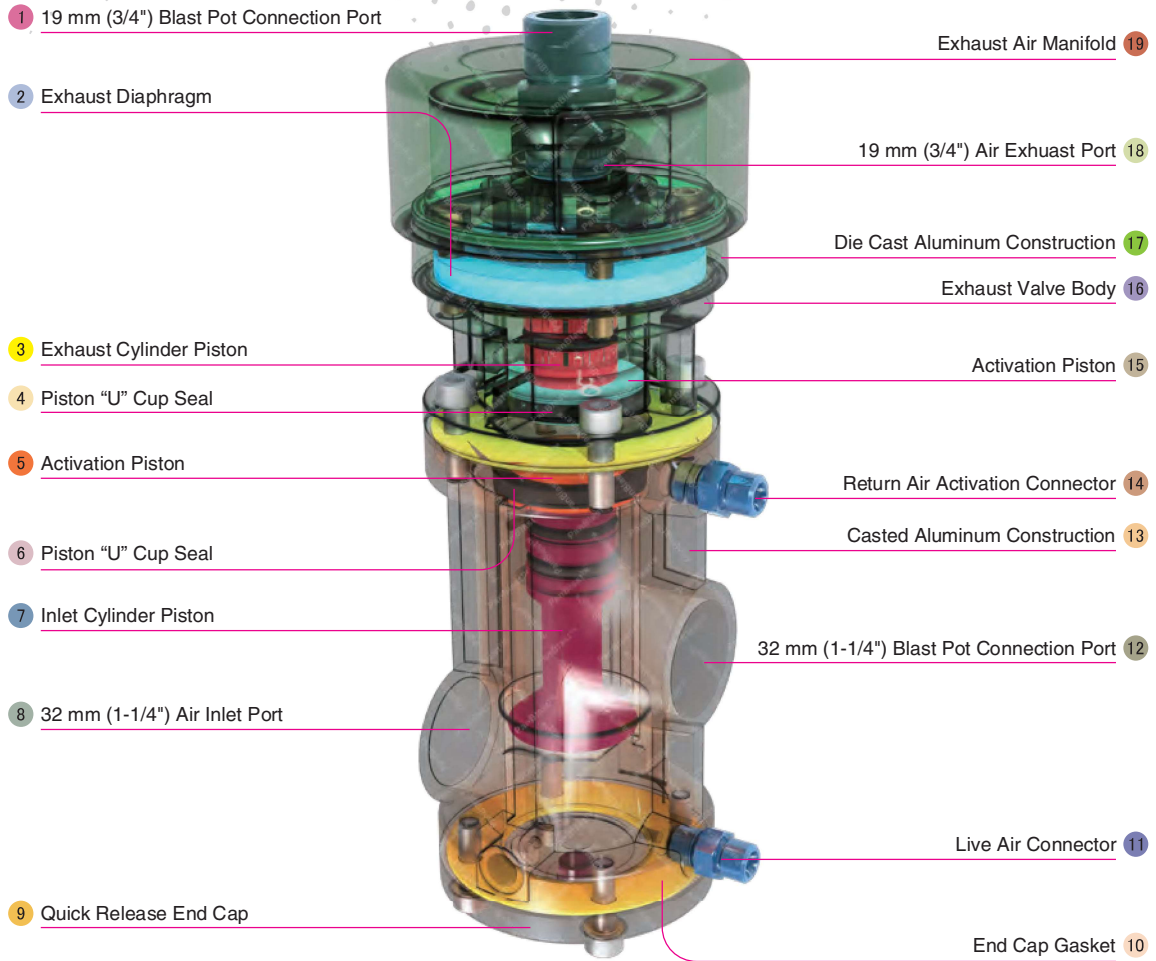

Plana II Valve



Exhaust Muffler




Fina II Valve



Component Highlights



- 1 19 mm (3/4") Blast Pot Connection Port
- 2 Exhaust Diaphragm
- 3 Exhaust Cylinder Piston
- 4 Piston "U" Cup Seal
- 5 Activation Piston
- 6 Piston "U" Cup Seal
- 7 Inlet Cylinder Piston
- 8 32 mm (1-1/4") Air Inlet Port
- 9 Quick Release End Cap
- 10 End Cap Gasket
- 11 Live Air Connector
- 12 32 mm (1-1/4") Blast Pot Connection Port
- 13 Die Cast Aluminum Construction
- 14 Return Air Activation Connector
- 15 Activation Piston
- 16 Exhaust Valve Body
- 17 Die Cast Aluminum Construction
- 18 19 mm (3/4") Air Exhaust Port
- 19 Exhaust Air Manifold



Assembly

Stock Code	Description	Weight
BAC-RC-PB-0311	Helix 150 NPT Valve Assembly	3.24 kg (7.13 lbs)

Service Kit

Stock Code	Description	Include Items
BAC-RC-0478-00	Helix 150 Valve Seal Kit	3 6 8 x3 11 x2 13 x2



All data and information subject to change without prior notice. Brochure reference CAT-0203-09-00



Parts List



Description	Qty	Description	Qty	Description	Qty
1 Nipple - NPT	1	7 Outlet Piston - NPT	1	13 Cap Gasket	2
2 Exhaust Manifold - NPT	1	8 O-ring	3	14 Housing - NPT	1
3 O-ring	1	9 Exhaust Cylinder - NPT	1	15 Nipple - NPT	2
4 Screw	12	10 Piston	2	16 Inlet Piston - NPT	1
5 Exhaust Base - NPT	1	11 Piston U-Seal	2	17 Cylinder Housing Cap	1
6 Diaphragm	1	12 Screw	2	18 Plug - NPT	1