

## Blast Pots

■ Automatic ■ Manual ■ Specialty ■ Bulk



# BP600-1/AU/NZ Kombi II Fina II AirStop



## Product Features

PanBlast™ BP600-1 Blast Pots are available in multiple configurations and specifications to suit varying market requirements worldwide. The BP600-1 is a full-size, automatic blast pot, suitable for large-scale blasting operations.

- ▶ Designed and manufactured in accordance with international standards and requirements.
- ▶ Third party pressure vessel test certificates available on request.
- ▶ Kombi II combination type remote control valve.
- ▶ AirStop non-bleed type pneumatic deadman handle.
- ▶ Fina II type abrasive control valve for precise metering and easy maintenance.
- ▶ Moisture trap and main air isolation valve standard.
- ▶ Wide, pneumatic wheels for increased maneuverability and stability.
- ▶ 200 litres (6 ft³) abrasive capacity, 125 or 150 psi pressure rating.
- ▶ 32 mm (1-1/4") fittings.

## Common Applications

- ▶ On site industrial and commercial blasting.
- ▶ Blast and painting contractor yard work.
- ▶ Blast room applications with or without abrasive recovery systems.
- ▶ In situ blasting in shipyards and slipways.

## Complementary Products



Blast Hoses



Titan II SAR



Couplings & Nozzle Holders



Whip Check Cables



ATN Blast Nozzles



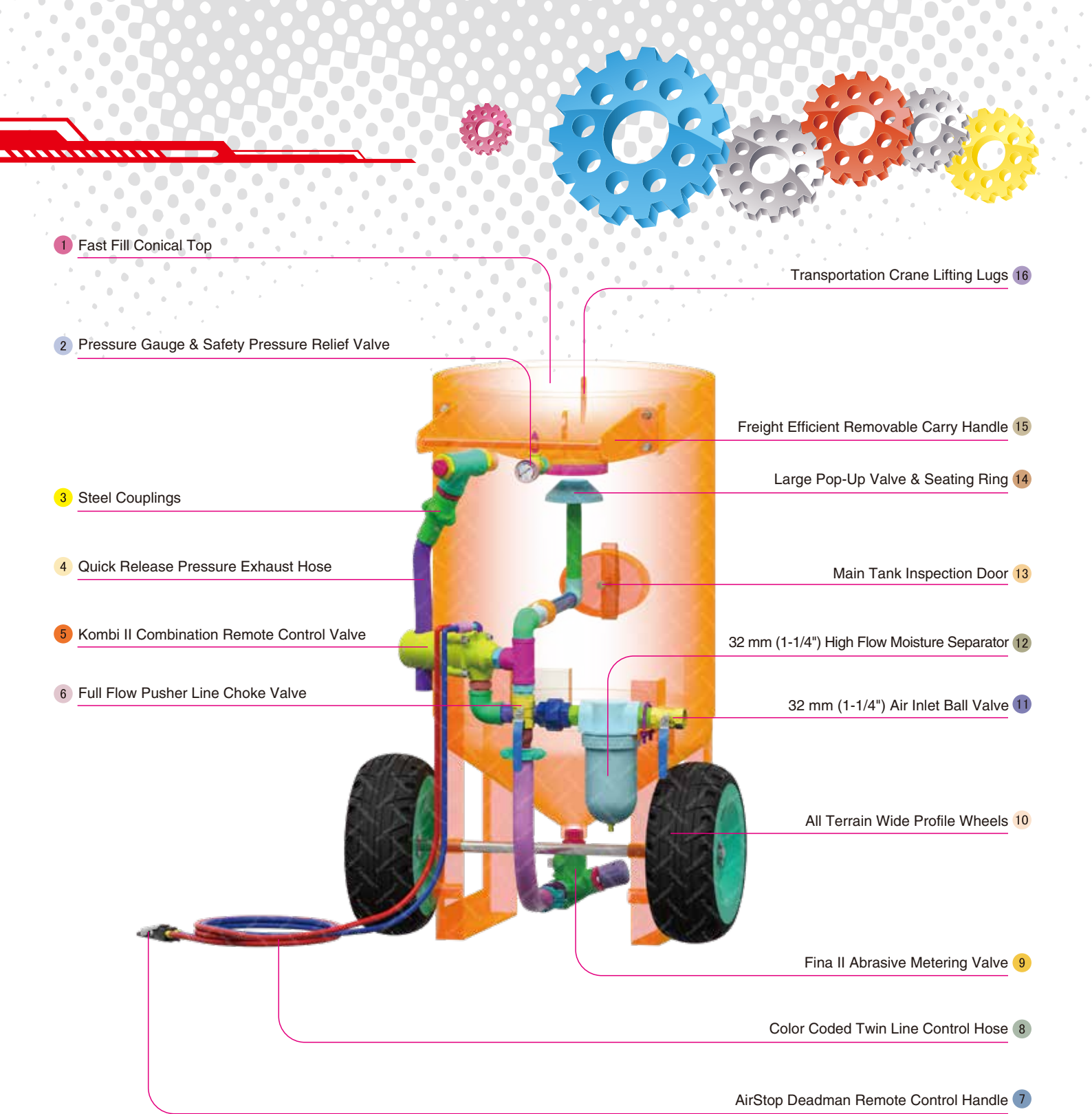
VisiFlo Standard Airline Filter



Electric Remote Systems



Blasting Suit & Gloves



1 Fast Fill Conical Top

2 Pressure Gauge & Safety Pressure Relief Valve

3 Steel Couplings

4 Quick Release Pressure Exhaust Hose

5 Kombi II Combination Remote Control Valve

6 Full Flow Pusher Line Choke Valve

Transportation Crane Lifting Lugs 16

Freight Efficient Removable Carry Handle 15

Large Pop-Up Valve & Seating Ring 14

Main Tank Inspection Door 13

32 mm (1-1/4") High Flow Moisture Separator 12

32 mm (1-1/4") Air Inlet Ball Valve 11

All Terrain Wide Profile Wheels 10

Fina II Abrasive Metering Valve 9

Color Coded Twin Line Control Hose 8

AirStop Deadman Remote Control Handle 7

## Component Highlights



1 Fast Fill Conical Top

2 Pressure Gauge & Safety Pressure Relief Valve

3 Steel Couplings

4 Quick Release Pressure Exhaust Hose

5 Kombi II Combination Remote Control Valve

6 Full Flow Pusher Line Choke Valve

7 AirStop Deadman Remote Control Handle

8 Color Coded Twin Line Control Hose

9 Fina II Abrasive Metering Valve

10 All Terrain Wide Profile Wheels

11 32 mm (1-1/4") Air Inlet Ball Valve

12 32 mm (1-1/4") High Flow Moisture Separator

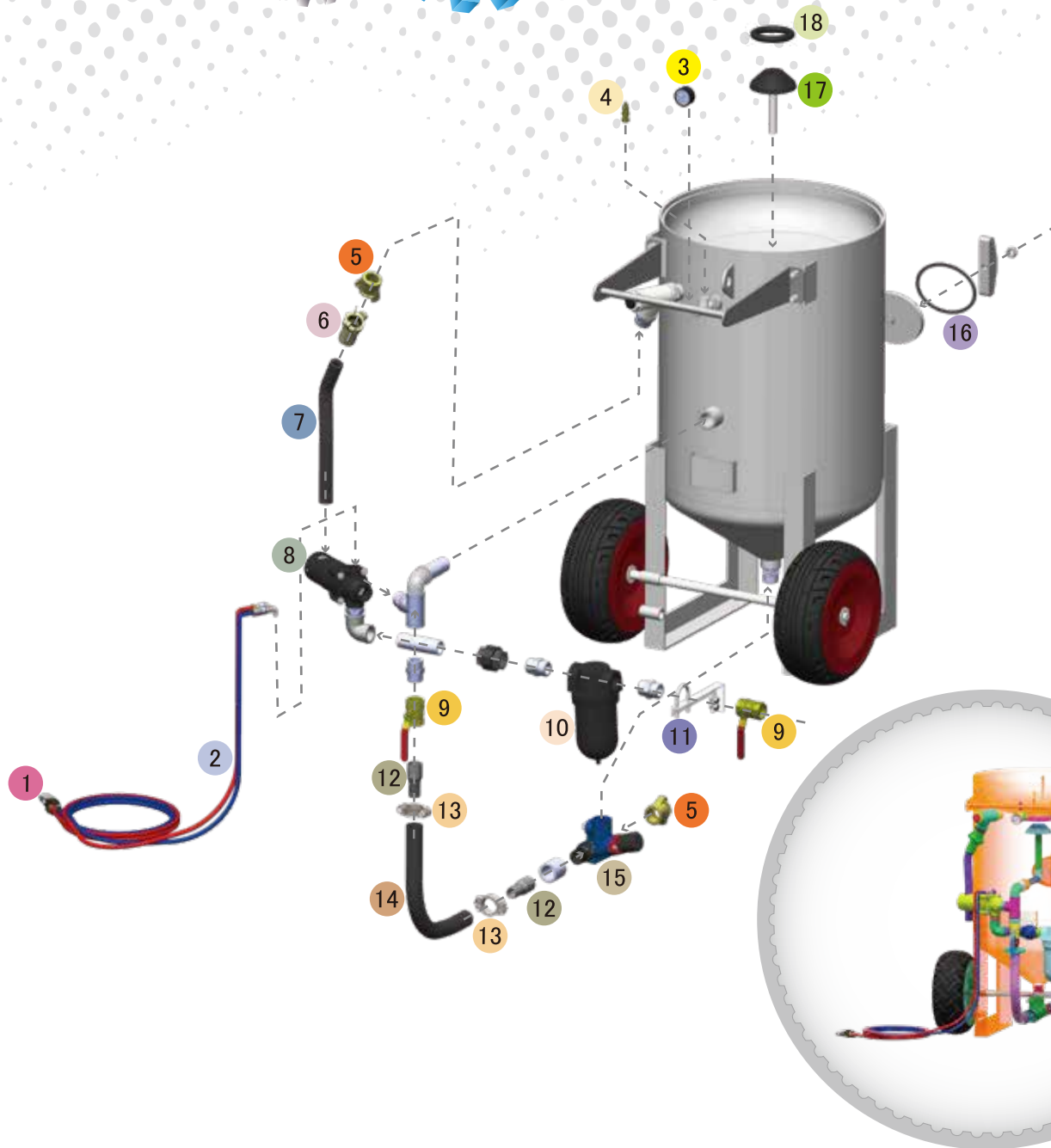

13 Main Tank Inspection Door

14 Large Pop-Up Valve & Seating Ring

15 Freight Efficient Removable Carry Handle

16 Transportation Crane Lifting Lugs





## Assembly

Stock Code	Description	Dry Weight	Abrasive Capacity	Piping Size
BEP-PS-0031-00	BP600-1/AU/NZ Kombi II Fina II AirStop	200 kg (441 lbs)	200 litres (6 ft³)	32 mm (1-1/4")

### Notation:

AU: Approved by Worksafe, Australia.

CE: Conforms to European Community Pressure Equipment Directives 97/23/EC.

MY: Approved by Department of Occupational Safety and Health, Malaysia.

NZ: Approved by Department of Labour, New Zealand.

SG: Approved by Ministry of Manpower, Singapore.



All data and information subject to change without prior notice. Brochure reference CAT-0101-14-00



## Parts List



Description	Qty	Description	Qty	Description	Qty
1 AirStop Pneumatic Control Handle	1	7 Blast Hose 19 mm x 38 mm x 20 m H2	0.5 m	13 Hose Clamp	2
2 20 m (66') Twinline Hose Assembly	1	8 Kombi II NPT Remote Control Valve	1	14 32 mm (1-1/4") Air Supply Hose	0.8 m
3 6 mm (1/4") Pressure Gauge - Rear Entry	1	9 32 mm (1-1/4") Ball Valve	2	15 Fina II Valve 1-1/4"M x 1-1/4"M	1
4 1/2" BSP - 125 PSI Pressure Relief Valve	1	10 32 mm (1-1/4") Port Moisture Separator	1	16 Blast Pot-H/Hole 192 x 144 - Sealing Gasket	1
5 STC-1 Steel Threaded Pot Coupling	2	11 Support Bracket	1	17 Pop Up Valve - Stem Type	1
6 SHC-1 Steel Hose Coupling	1	12 KC Nipple	2	18 Pop Up Valve Seating Ring	1